

HOW TO USE AN RRFB



RECTANGULAR RAPID FLASHING BEACON

PEDESTRIANS

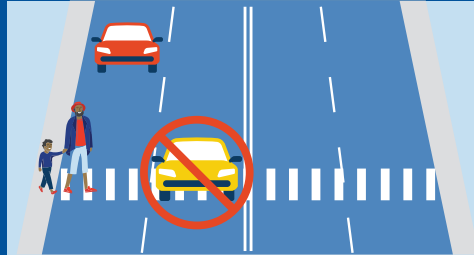
- Press the button to activate the RRFB signals; the lights will begin to flash indicating to motorists a pedestrian is ready to cross.
- Make eye contact with motorists to be sure traffic is yielding before entering the crosswalk.
- Walk defensively, scanning both directions to be sure motorists see you.
- Always scan the road while crossing making sure all vehicles have stopped.

MOTORISTS

- Always stop for pedestrians and bicyclists at crosswalks.
- Anticipate pedestrians crossing when approaching an RRFB.
- Never pass another vehicle that has stopped or is slowing down at a crosswalk.
- Always stop before the stop bar (line) pavement markings.
- Never stop in or block a crosswalk.
- Always stop for pedestrians entering or in a crosswalk.
- Remain stopped for pedestrians regardless of activated RRFBs.
- Wait for pedestrians to completely clear the crosswalk on your side of the road, and for anyone crossing into your lanes from the other direction.

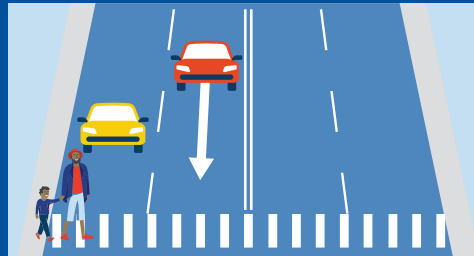
SAFETY TIP:

When stopping, vehicles should not block the crosswalk to avoid forcing pedestrians to walk into the intersection. It's the law!



SAFETY TIP:

When driving, be mindful that a vehicle stopped ahead may be yielding for a pedestrian crossing the street. Do your part to prevent these dangerous "multiple threat" crashes by being extra cautious when approaching a stopped vehicle.



RICHARDSON
TEXAS

City of Richardson
Transportation & Mobility
411 W. Arapaho Road
Richardson, Texas 75080
972-744-4240
www.cor.net/transportation

Transportation & Mobility

Walk Smart



RICHARDSON
TEXAS

SAFETY TIPS FOR MOTORISTS

STAY ALERT. Look out for pedestrians everywhere, at all times. Safety is a shared responsibility.

BE EXTRA CAUTIOUS IN HARD-TO-SEE CONDITIONS. Use extra caution when driving in hard-to-see conditions, such as nighttime or in bad weather.

YIELD TO PEDESTRIANS. When making a turn and waiting for an opening in traffic, be aware that pedestrians may have moved into your path. Drivers must stop and yield to crossing pedestrians, even when permitted to make a left or right turn.

BE CAUTIOUS AROUND DRIVEWAYS AND ALLEYS. Drivers must yield to pedestrians at driveways and alleys. Approach slowly expecting people to be present. When entering and exiting, these can be very difficult places to spot pedestrians.

REDUCE DISTRACTIONS. Spotting pedestrians requires your full attention.

APPROACH CROSSWALKS CAREFULLY. If a pedestrian is crossing or about to cross, stop well back so drivers in other lanes also have time to yield. Never pass another vehicle that has stopped for pedestrians.

FOLLOW THE SPEED LIMIT. Speed is a major factor in crashes resulting in injuries and death. Reduce your speed, especially around people on the street.

BE EXTRA CAUTIOUS OF CHILDREN. Follow slower speed limits in school zones and in neighborhoods as there can be children present.

BE EXTRA CAUTIOUS WHEN BACKING UP. Pedestrians can move into your path when backing up. Children can also be hard to see when backing up.

SAFETY TIPS FOR PEDESTRIANS

USE SIDEWALKS. When available, they are the safest place to walk. If no sidewalk is provided, it is usually safer to walk facing road traffic, but use extreme caution.

UNPLUG. Don't be a distracted walker.

BE VISIBLE. Wearing light colors and clothes with reflective materials makes you stand out if you're in a dark area.

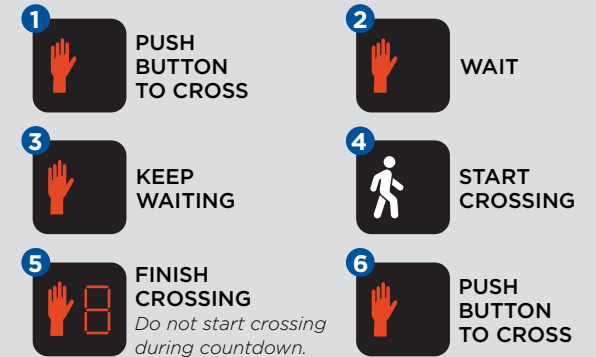
LOOK BOTH WAYS. Look left, then right, then left again before crossing. Be aware that drivers might not see you even though you can see them.

STAY ALERT. All the way across the intersection. Make eye contact with drivers to have a sense of whether they see you.

BE ESPECIALLY CAREFUL AT INTERSECTIONS. This is where many drivers may fail to yield the right-of-way while turning.

CROSS AT CROSSWALKS. While it may be tempting to cross mid-block, marked crosswalks raise drivers' awareness to help avoid collisions.

CROSSING: HOW TO CROSS AT A TRAFFIC SIGNAL



SAFETY TIP:

Even if they have the right of way, pedestrians should always exercise due care when crossing the street. Never dart out into the street. Try to make eye contact with approaching drivers to make sure they slow down for you.

READING THE STREET: WHERE TO CROSS SAFELY AND LEGALLY

